

# RS2

---

SNCF Agence des Gares - Jean-Marie Duthilleul  
.12

# RS2



## INTRO

Tecno has a long and successful history of supplying furniture for high traffic waiting areas and is perfectly familiar with the needs of environments in which users come and go in relatively short times. With these needs in mind, Tecno has always developed products that are wear resistant, easy to maintain, highly configurable, customisable to specific requirements and designs and, last but not least, with the high style content that users have come to expect from Tecno.

After many years of participation in prestigious international projects with the highly successful RS range, in 2012 Tecno introduced a logical step forward in the form of the innovative RS2 range.

Waiting rooms are rapidly turning into temporary work places and seating needs to permit full functionality from the many electronic devices that the travelling public now carry.

The RS2 seating range responds to the latest needs and even incorporates advanced power and USB cabling solutions. On top of this, complementary accessories like lamps, perches and cabled free-standing tables turn the RS2 product range into an effective temporary office.

To satisfy the needs of regular users, the seating is designed to ensure maximum comfort even for long waiting periods. Ergonomically shaped seats and backrests with lumbar support help the body assume a correct posture and avoid the formation of pressure points. Seat depth and height has been carefully chosen to facilitate use even by differently abled persons.

The materials from which the RS2 range is made contribute to its attractive appearance. Self-skinning polyurethane, for example, is a striking and extremely wear resistant new material that is ideal for outdoor applications.

## DESIGNER



Jean Marie Duthilleul

# RS2 BENCH



Painted die-cast aluminum body or painted die-cast aluminium body with self-skinning polyurethane slats  
**1R25103GF:** L 22 D 25¾ H 20½ (Aluminum)  
**1R25102GX:** L 22 D 25¾ H 20½ (Polyurethane slats)



Self-skinning polyurethane body  
**1R25105AP:** L 22 D 25¾ H 20½



Black leather or fabric  
**1R25101CU:** L 22 D 25¾ H 20½ (Black leather)  
**1R25106KW:** L 22 D 25¾ H 20½ (Fabric)



Scratch-proof curved wood body, oak or wenge coloured oak finish  
**1R25104OB:** L 22 D 25¾ H 20½



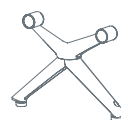
Polished aluminium armrest  
 (Included in structure)



Direct floor fixing base  
**1R21010GF:** Ø 3½



Disc type floor fixing base  
**1R21020GF:** Ø 10



Mobile base  
 (Included in structure)



Corian® table for cabled bench  
**1R24161CO:** L 22 D 22 H 0½



Tempered glass for cabled bench  
**1R24162CW:** L 22 D 22 H 0½

# RS2 BACKLESS SEAT



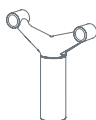
Painted die-cast aluminum body or painted die-cast aluminium body with self-skinning polyurethane slats  
**1R25203GF:** L 22 D 20 H 2 (Aluminum)  
**1R25202GX:** L 22 D 20 H 2 (Polyurethane slats)



Self-skinning polyurethane body  
**1R25205AP:** L 22 D 20 H 2



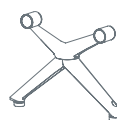
Black leather or fabric body  
**1R25201CU:** L 22 D 20 H 2 (Leather)  
**1R25206KV:** L 22 D 20 H 2 (Fabric)



Direct floor fixing base  
**1R21010GF:** Ø 3½



Disc type floor fixing base  
**1R21020GF:** Ø 10



Mobile base  
(Included in structure)



Polished aluminium armrest  
(Included in structure)

# RS2 HIGH SEAT



Painted die-cast aluminium body or painted die-cast aluminium body with self-skinning polyurethane slats

**1R25303GF:** L 19¾ D 13 H 1½ (Aluminum)

**1R25302GX:** L 19¾ D 13 H 1½ (Polyurethane slats)



Direct floor fixing base

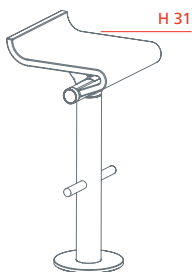
**1R2131GF**



Disc type floor fixing base

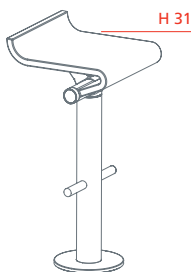
**1R21320GF**

# RS2 PERCH



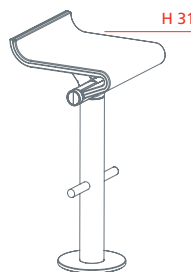
Perch with leather body

**1R26411CU:** L 15¾ D 16 H 33



Perch with self-skinning polyurethane body

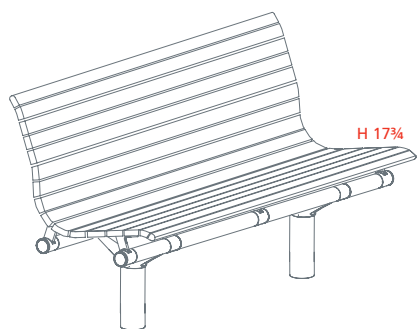
**1R26415AP:** L 15¾ D 16 H 33



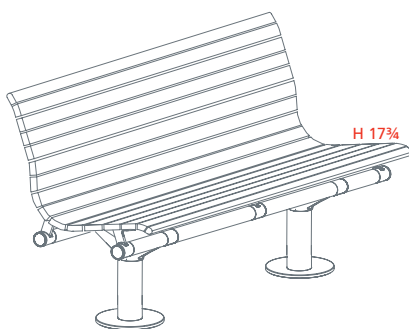
Perch with fabric body

**1R26416KW:** L 15¾ D 16 H 33

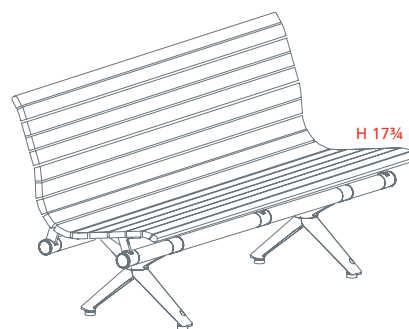
# RS2 BENCH



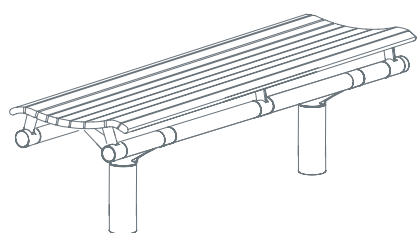
Bench with direct floor fixing base  
**1R26533GA:** L 70¼ D 25¼ H 34¼



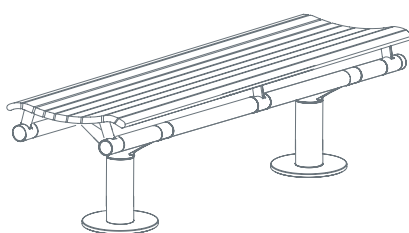
Bench with disc type floor fixing base  
**1R26532GA:** L 70¼ D 25¼ H 34¼



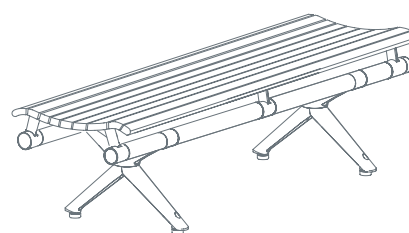
Bench with mobile base  
**1R26531GA:** L 70¼ D 25¼ H 34¼



Backless wood bench with direct floor fixing base  
**1R26536GA:** L 70¼ D 22 H 17¼

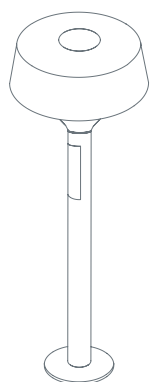


Backless wood bench with disc type floor fixing base  
**1R26535GA:** L 70¼ D 22 H 17¼



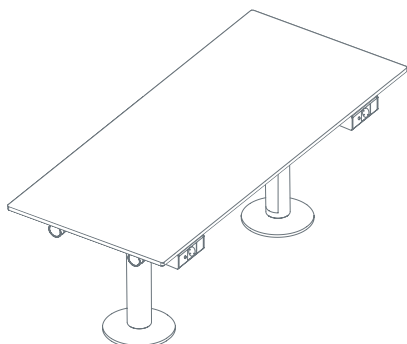
Backless wood bench with mobile base  
**1R26534GA:** L 70¼ D 22 H 17¼

# RS2 LAMP



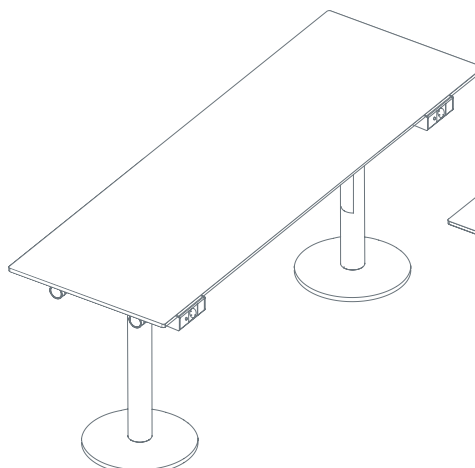
Lamp with disc type floor fixing base  
**1R26911GF:** Ø 21¼ H 48¼

# RS2 TABLES



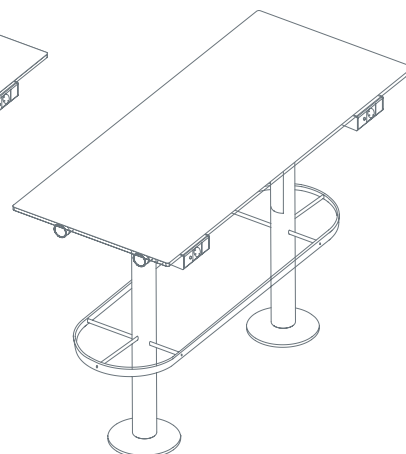
Low rectangular table with Corian® or glass top

**1R26661CO:** L 27½ D 39½ H 15¾ (Corian)  
**1R26662CW:** L 27½ D 39½ H 15¾ (Glass)  
**1R26663CO:** L 27½ D 59 H 15¾ (Corian)  
**1R26664CW:** L 27½ D 59 H 15¾ (Glass)



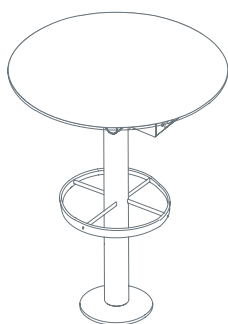
Medium height rectangular table with Corian® or glass top

**1R26771CO:** L 27½ D 71 H 29½ (Corian)  
**1R26772CW:** L 27½ D 71 H 29½ (Glass)



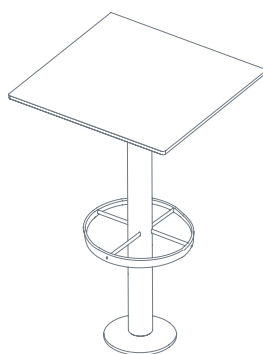
High rectangular table with Corian® or glass top

**1R26861CO:** L 27½ D 59 H 43¼ (Corian)  
**1R26862CW:** L 27½ D 59 H 43¼ (Glass)  
**1R26871CO:** L 27½ D 98½ H 43¼ (Corian)  
**1R26872CW:** L 27½ D 98½ H 43¼ (Glass)



High round table with Corian® or glass top

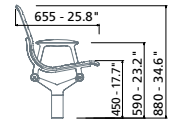
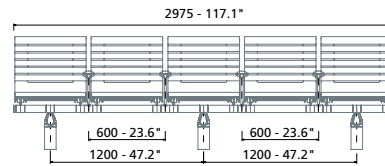
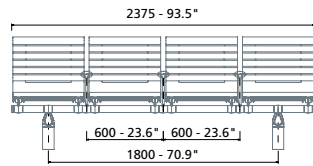
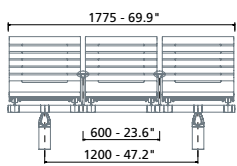
**1R26851CO:** Ø 27½ H 43¼ (Corian)  
**1R26852CW:** Ø 27½ H 43¼ (Glass)



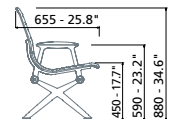
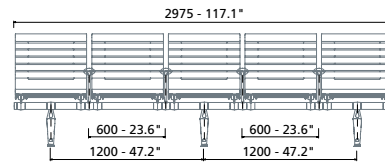
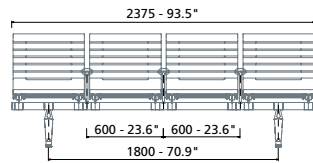
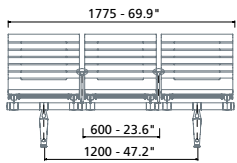
High square table with Corian® or glass top

**1R26853CO:** L 27½ D 27½ H 43¼ (Corian)  
**1R26854CW:** L 27½ D 27½ H 43¼ (Glass)

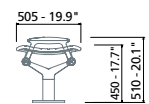
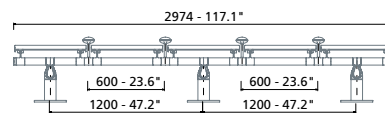
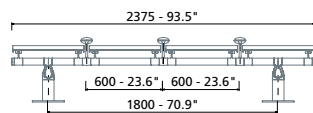
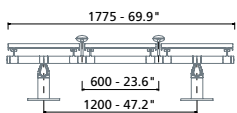
# RS2 CONFIGURATIONS



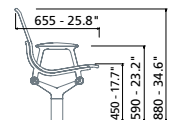
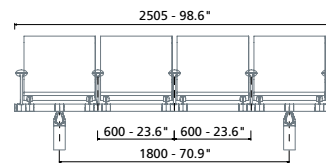
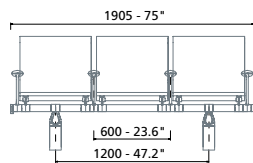
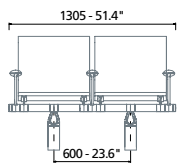
Aluminium backrest seat with y base



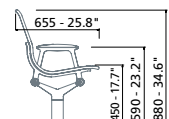
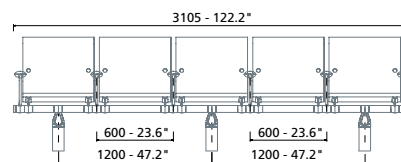
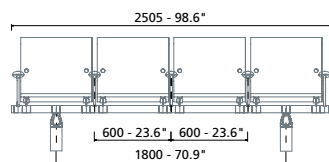
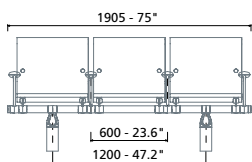
Aluminium backrest seat with x base



Aluminium backless seat



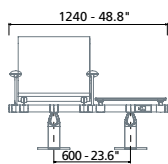
Self-skinning polyurethane seat



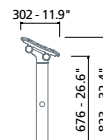
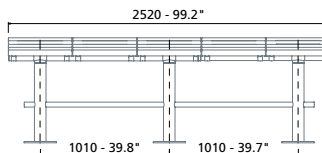
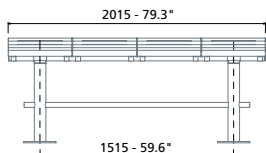
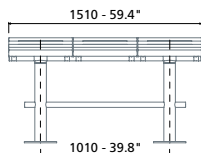
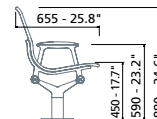
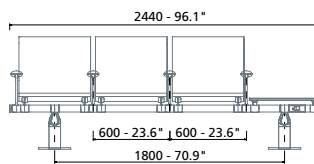
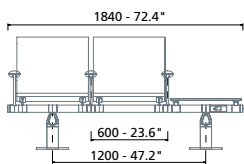
Oak wood seat



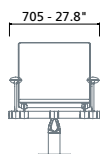
# RS2 CONFIGURATIONS



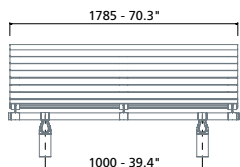
Seat with cabled table



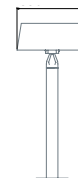
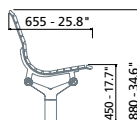
High seat



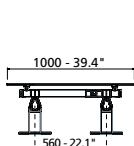
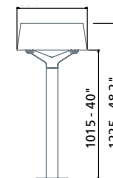
Single seat



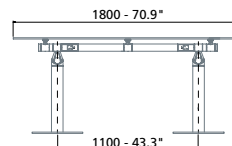
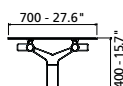
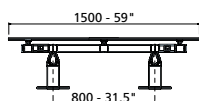
Bench



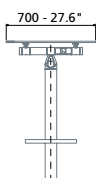
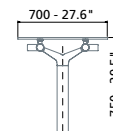
Lamp



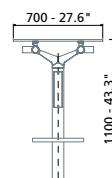
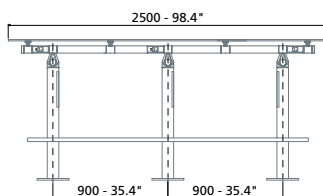
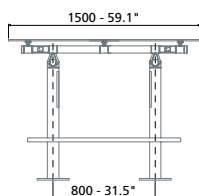
Low cabled table



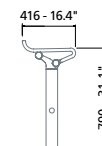
Medium height cabled table



High cabled table



Perch



# RS2

## BODY

---



ALUMINIUM



LIGHT OAK



OAK STAINED WENGE



RED SELF-SKINNING  
POLYURETHANE



BLACK LEATHER




FABRIC: BAZIL COLOR 640



FABRIC: PRO 2 COLOR 621

## TABLES

---



CORIAN



TEMPERED GLASS

## BASES

---



ALUMINIUM